

BULLS SWING REPORT

INFLATION STILL HOT/STRONG MARKET



MARKET COMMENTARY

Strong follow through day with all three indices green and testing top of the range for potential breakout that sets up the next market run. Remember that when the market acts unexpectedly, as it positively did to concerning CPI data, that is often a powerful clue in the direction of the unexpected move. I am now firmly bullish and will continue to look to add positions. Today's play is NFLX as it consolidates post earnings breakout.

Growth and tech are leading and showing extreme strength ARKK ETF is breaking out of bottoming range up 5% today.

We continue to focus on post earnings stocks that broke out or quickly reversed bad news. Big tech and growth stocks are on watch.

NEWS AND EARNINGS OF NOTE

- STRONG RETAIL NUMBERS
- RBLX EARNINGS BREAKOUT
- ABNB EARNINGS BREAKOUT
- MCM EARNINGS BREAKOUT
- GNRC EARNINGS BREAKOUT
- AID EARNINGS BREAKOUT
- TRIP EARNINGS BREAKOUT
- DVN EARNINGS BREAKDOWN

FEAR/GREED INDEX



Thursday Key Events

Earnings: Z, TWLO, CSCO, DDOG, SHAK, DASH, DBX, AMAT, DKNG
More Fed Speak

WATCH-LIST

AAPL, MSFT, META, AMD, NFLX, GOOGL, SBUX, GILD, TEAM, BZH, ELF, SPOT, JPM, IP, SOFI, DOV, STLD, PCAR, AOS, ALGN, DOCS, ETSY, SE, SLB, OXY, FCX, ALLY, SWKS, BP, PINS, PATH, ADBE, OKTA, FVRR, UPS, SNAP, LEN, YETI, SKX, EXPE, BKE, SCVL, ZUMZ, KMV, URBN, BOOT, ORLY, DDS, SFI, PLTR, X, IDXX, ANET, LSCC, CLF, PATH, COIN, RBLX, ABNB, MLM, DVN

Trading Game Plan

Unless we receive a new signal, I am now extremely bullish and will look to add positions in growth and retail stocks.

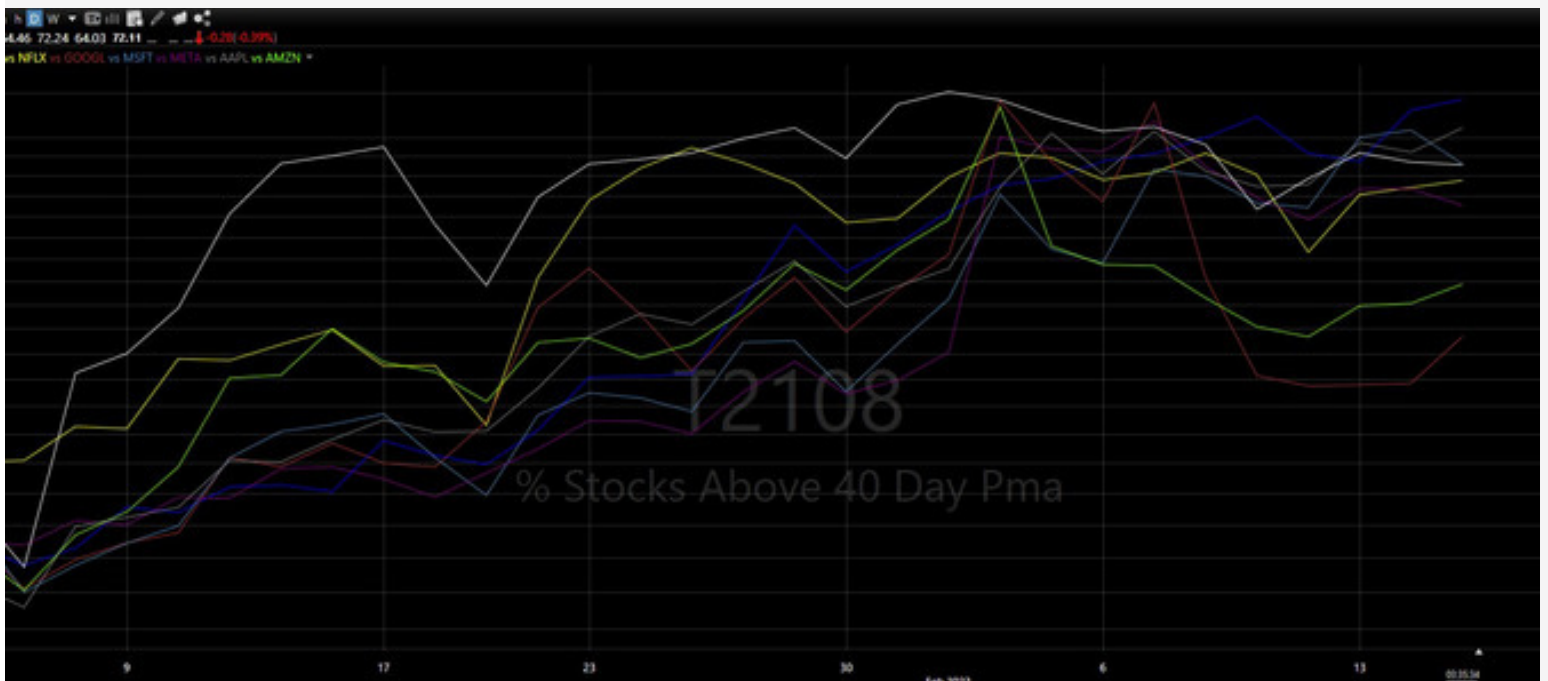
KEY SETUPS

- EARNINGS BREAKOUTS
- EARNINGS GAP DOWN REVERSALS
- BOTTOM FORMATION BREAKOUTS

Our
Chatroom

BULLS SWING REPORT

MARKET BREADTH ANALYSIS



T2108 Analysis

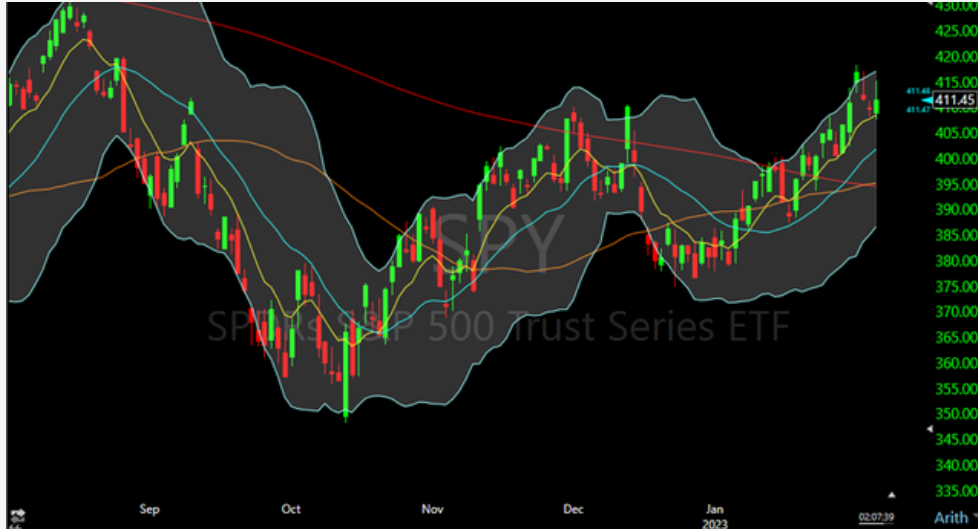
NOTICE 22108 INDICATOR IS NEAR OR BEATING MOST OF BIG TECH IN 2023

Market Swing Report Video



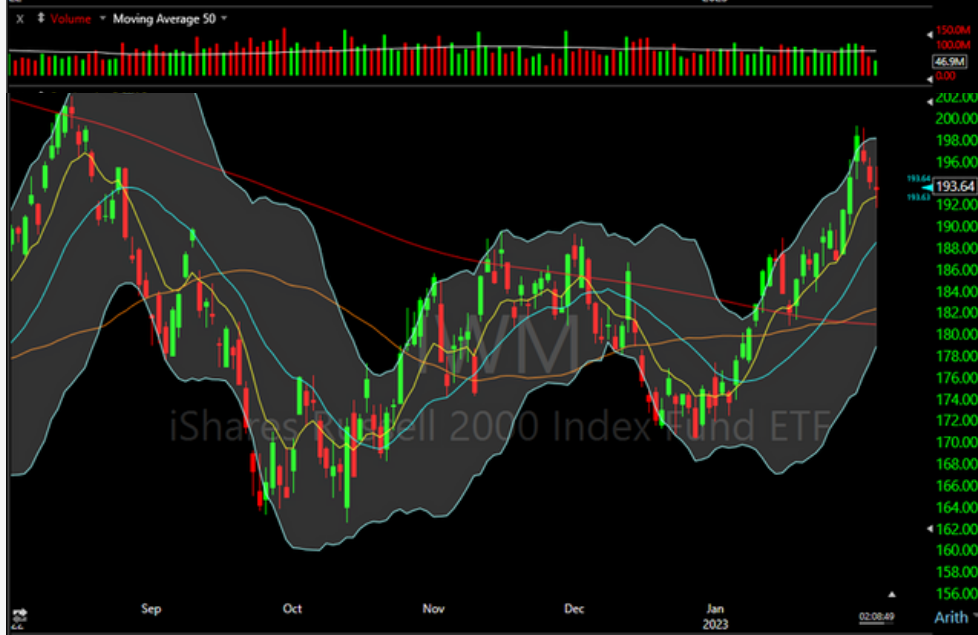
BULLS SWING REPORT

BULLS INDICES ANALYSIS



\$SPY

The spy is currently above the 200ma forming a higher high and higher low. This breaks the topping pattern downtrend.



\$IWM

IWM is currently above the 200ma forming a higher high and higher low. This breaks the topping pattern downtrend



\$QQQ

The QQQ is currently above the 200ma forming a higher high and higher low. This breaks the topping pattern downtrend

BULLS SWING REPORT

BULLS MARKET HEALTH DASHBOARD

Short Term (2 to 5 Days) Market Technicals

Major Indices	Trend	Momentum	Breadth Cycle	Aggregate Outlook
SPY	Bullish	Bullish	Bullish	Slightly Bullish
IWM	Bullish	Bullish	Bullish	Bullish
QQQ	Bullish	Bullish	Bullish	Bullish

Long Term (2 to 4 weeks) Market Technicals

Major Indices	Trend	Momentum	Breadth Cycle	Aggregate Outlook
SPY	Bullish	Bullish	Bullish	Slightly Bullish
IWM	Bullish	Bullish	Bullish	Slightly Bullish
QQQ	Bullish	Bullish	Bullish	Slightly Bullish

Join Our
Swing Trading Chatroom



BULLS SWING REPORT

Current Positions

Long/Short	Ticker	Entry	Target	Stop
LONG	AAPL	151.20	170	146
LONG	SBUX	106.75	113	103
LONG	NFLX	362.20	400	342



EARNINGS STOCKS:

AYX,NFLX,EXPE,F,ELF,AOS,TBBK,A
MD,SKX,TSCO,BZH,IP,TEAM,ALLY,J
WN,SYNA,DOV,GM,AAPL,STLD,SBU
X,ALGN,AMZN,FTNT,X,SWKS,JPM,GI
LD,MS,DT,PCAR,LMT,SOFI,LYFT,GO
OGL,MSI,PINS,FLS,TSLA,SPOT,
PLTR, CDNS, LSCC, ANET, FVRR,
LOVE, RBLX, TRIP, ADI, ABNB,
MLM, GNCR, DVN



ARKK STOCKS

RBLX,COIN,ROKU,NVTA,U,PACB,SHO
P,DNA,PATH,TWLO,HOOD,PD,SQ,TD
OC,VCYT,ZM,BEAM,NTLA,CRSP,TXG,
TSLA,TWOU,EXAS,TWST

Join Our
Swing Trading Chatroom